

Gain Control Module

- * Operating Frequency : 950-2050 MHz
- * RS-232 Controlled
- * Gain : 25 dB typical
- * 30 dB of attenuation range in 1 dB steps
- * Coupled Port Out
- * High intercept point



ELECTRICAL SPECIFICATION @ VDD= +12 VDC, Temp. = 25°C, 50Ω System

Parameter	Symbol	Min	Typ	Max	Unit
Operating Frequency	BW	950		2050	MHz
Gain	G	24	25	28	dB
Gain Flatness	ΔG		± 0.6	± 0.75	dB
Attenuation Range	ATT	0		30	dB
Step Size Increments	SSI		1		dB
Intermodulation Product	IP3	30	31		dBm
Power Output	P1dB	15	16		dBm
Return Loss in/out	S11/S22		1.6:1	1.8:1	dB
Operating Voltage	Vdc		12		Volts
Operating Current	Id		180		mA

MECHANICAL SPECIFICATION

Parameter	Description	Limits	Units
Dimension	2.0 x 6.0 x .85		inches
RF Connectors IN/OUT	SMA-F		
DC Connector	DB-9		

PROTECTIONS

	Max	
RF Input Power	20	dBm
Reverse Polarity Protection		
Load VSWR	5:01	RATIO
Stability	Unconditional	

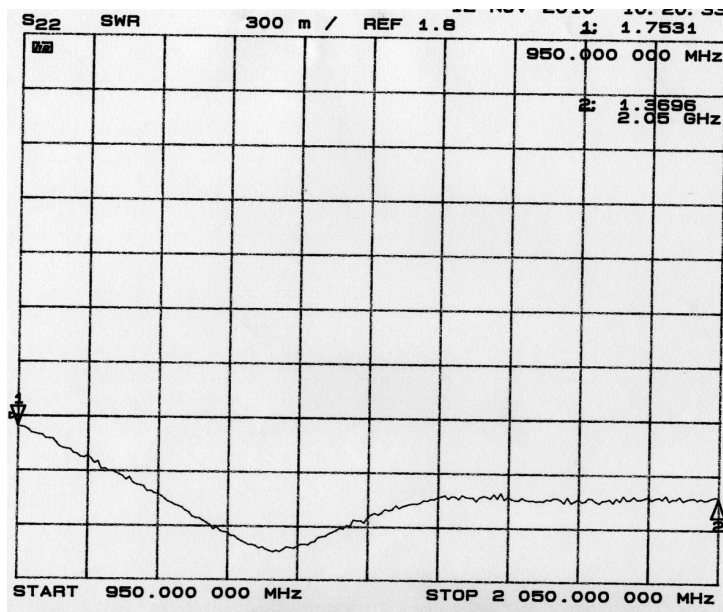
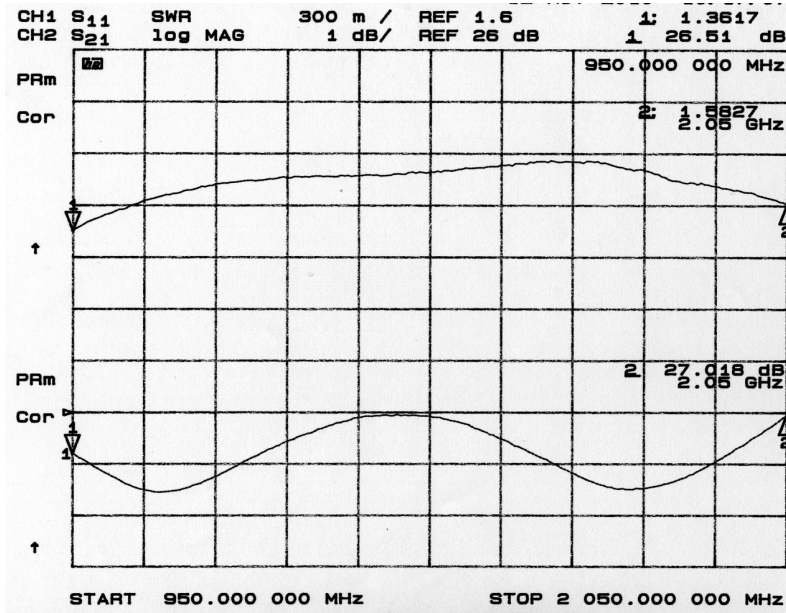
ENVIROMENTAL CHARACTERISTICS

Parameter	Symbol	Min.	Typ.	Max	Units
Operating Case Temperature	Tc	0		75	°C
Storage Temperature	Tstg	-55		150°C	°C

3009 Old State Rd Telford Pa 18969

Web: www.amplifiersolutions.com
 Email: sales@amplifiersolutions.com

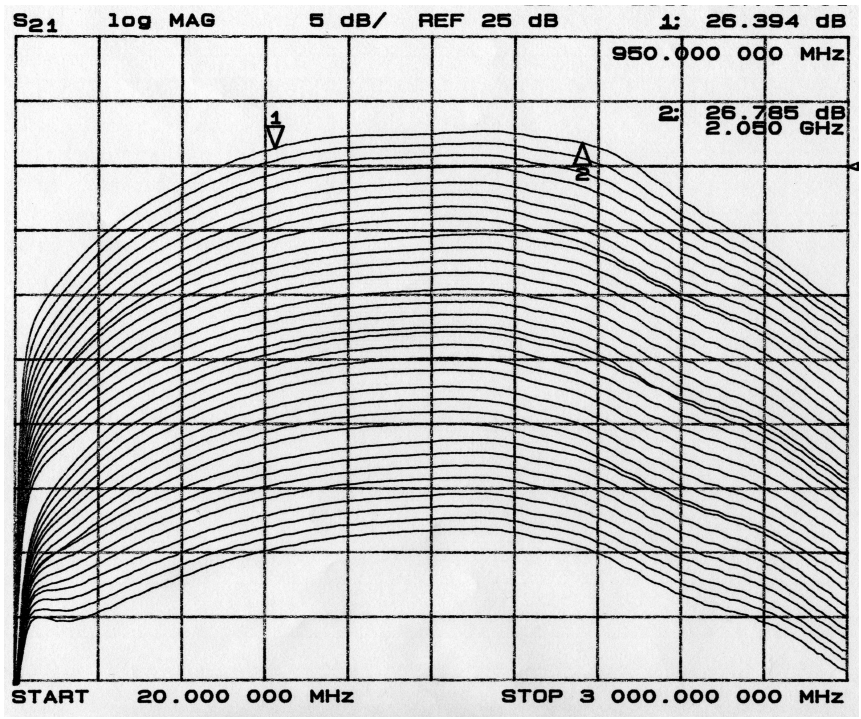
Tel: 215-799-2561
 Fax: 215-799-2563



3009 Old State Rd Telford Pa 18969

Web: www.amplifiersolutions.com
 Email: sales@amplifiersolutions.com

Tel: 215-799-2561
 Fax: 215-799-2563



Power output @ 1dB Compression

950 Mhz	16.6 dBm
1450 Mhz	16.2 dBm
2050 Mhz	15.8 dBm

Noise Figure

7.18 dB
7.17 dB
7.20 dB

IP3

32 dBm
31 dBm
30 dBm

3009 Old State Rd Telford Pa 18969

Web: www.amplifiersolutions.com
Email: sales@amplifiersolutions.com

Tel: 215-799-2561
Fax: 215-799-2563

