


MMIC GAIN BLOCK

- * Wideband Operation: 100 - 3000 MHz.
- * Excellent Gain Flatness
- * High Intercept Point
- * Extremely Low Cost Gain Block
- * 100% Tested for Stability
- * No external components required

APPLICATIONS:

- * Mobile Infrastructure
- * CATV / DBS
- * W-LAN / ISM
- * WI-FI
- * RFID
- * Fixed Wireless
- * All Purpose Gain Block, Driver Amp



ELECTRICAL SPECIFICATION @ VDD= +12 VDC; Temp. = 25°C, 50Ω System

Parameter	Symbol	Min	Typ	Max	Unit
Operating Frequency	BW	100		3000	MHz.
Gain	G	11	12		dB.
Gain Flatness	ΔG		± 0.4	± 0.75	dB.
Power Output	1 dBm	24	26		dBm.
Return Loss in/out	S11/S22		1.6:1	2.0:1	Ratio
3rd Order Intermodulation (2 Tones @ 10 dBm)	OIP3	36	40		dBm.
2nd Order Intermodulation (2 Tones @ 10 dBm)	OIP2	55	60		dB.
Noise Figure	NF		4	5.5	Ratio
Operating Voltage	Vdc		12		Volt
Operating Current	Id		200		mA.

MECHANICAL SPECIFICATION

Parameter	Description	Limits	Units
Dimension	1.0 x 1.0 x .375		inches
RF Connectors IN/OUT	SMA-F		
DC Connector	Feedthru Pin		

PROTECTIONS

Parameter	Max	Units
RF Input Power	20	dBm.
Reverse Polarity Protection		
Load VSWR	5:01	RATIO
Stability		

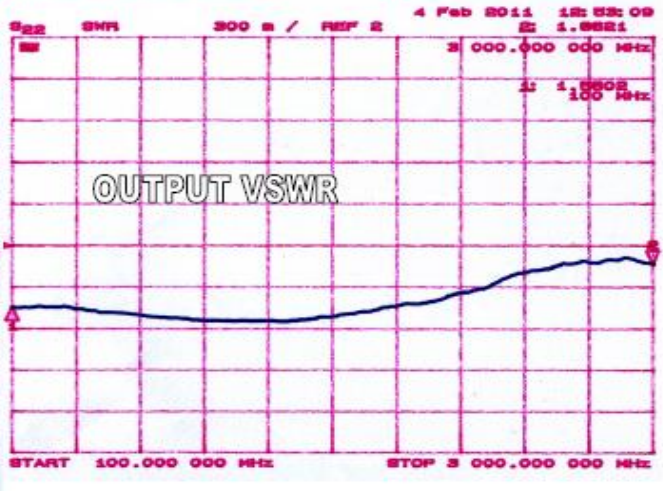
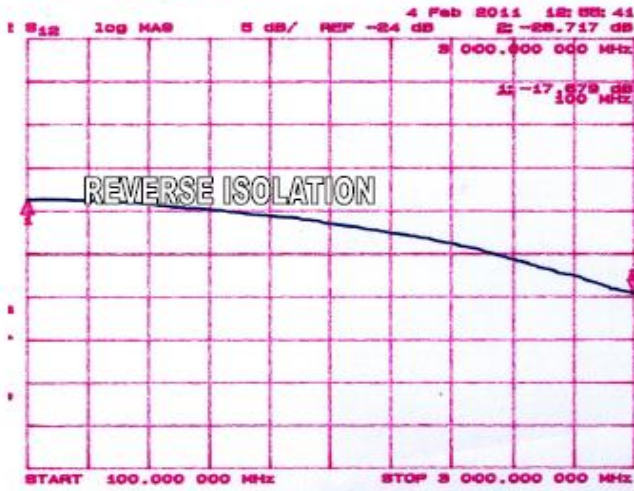
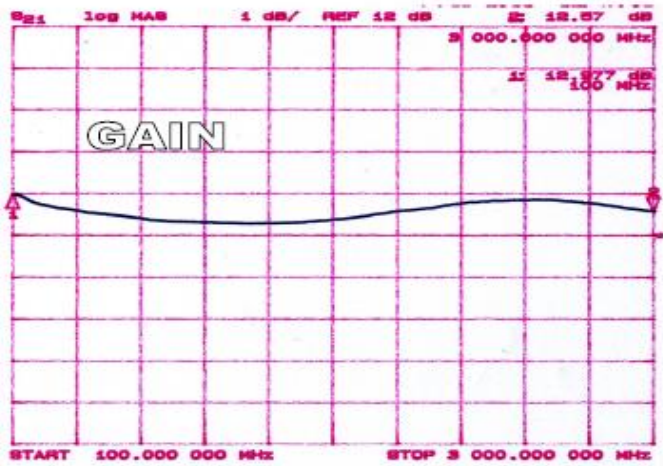
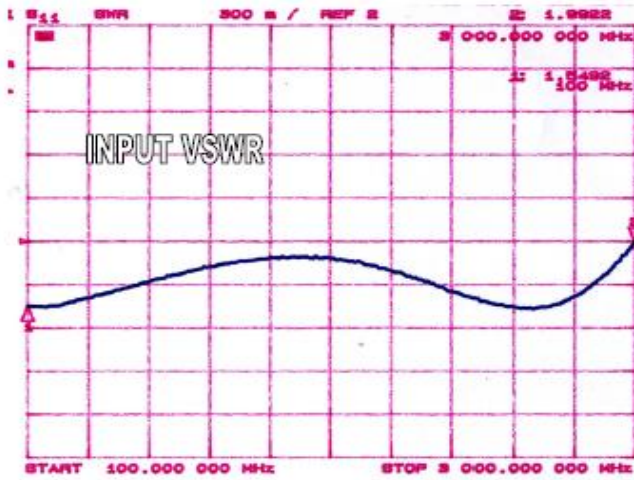
ENVIRONMENTAL CHARACTERISTICS

Parameter	Symbol	Min.	Typ.	Max.	Units
Operating Case Temperature	Tc	0		75	°C
Storage Temperature	Tstg	-55		150	°C

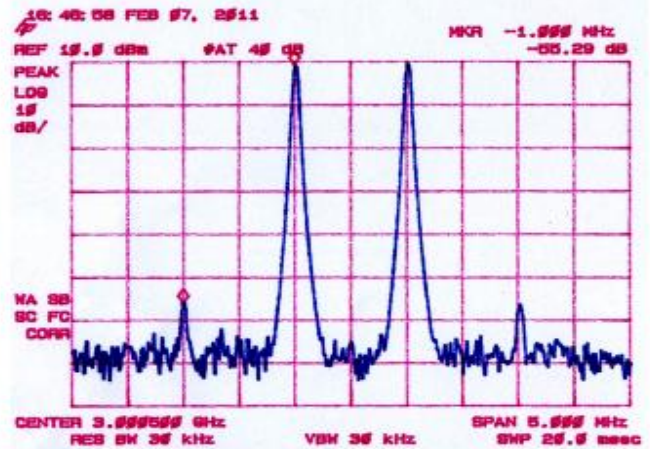
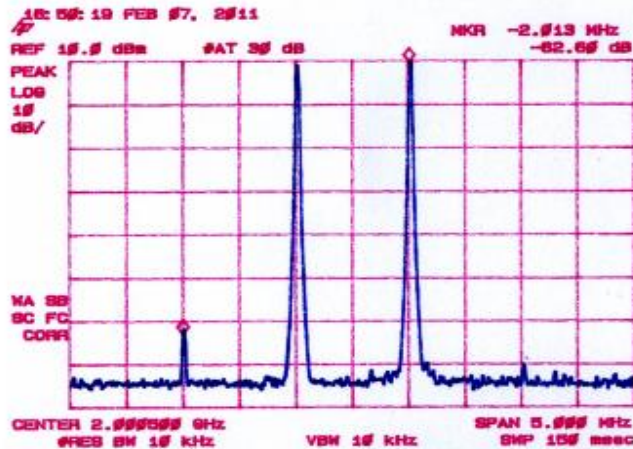
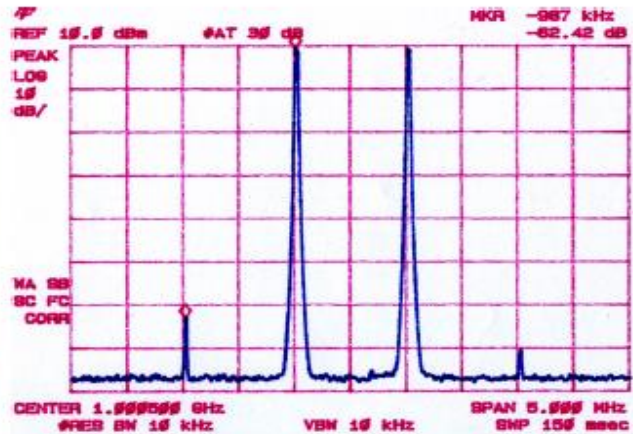
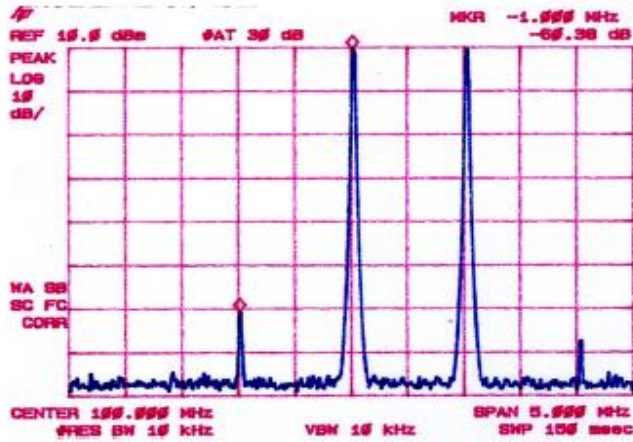
3009 Old State Road, Telford, PA 18969

Web: www.amplifiersolutions.com
 Email: sales@amplifiersolutions.com

Tel: 215-799-2561
 Fax: 215-799-2563



3rd ORDER INTERMODULATION PRODUCTS



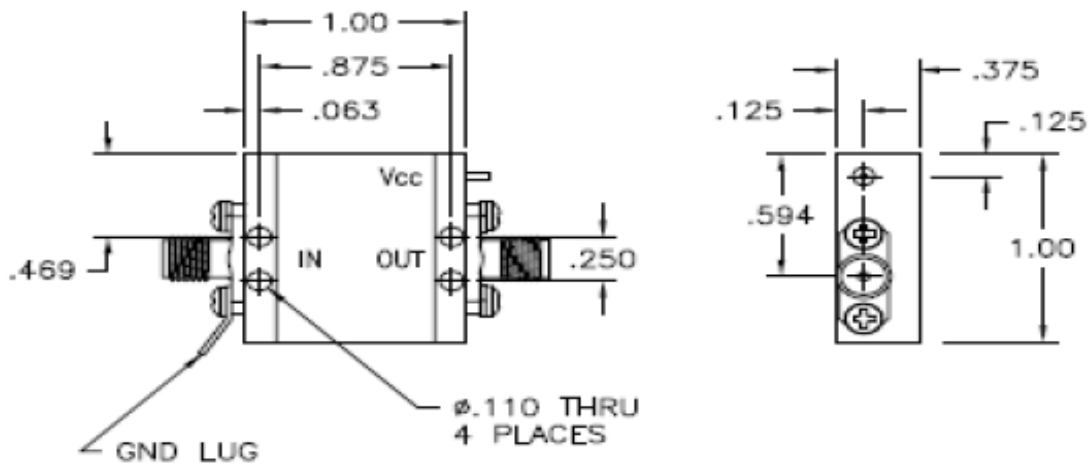
Power output @ 1dB Compression

100 Mhz	26.0 dBm
1000 Mhz	26.2 dBm
2000 Mhz	26.0 dBm
3000 Mhz	24.0 dBm

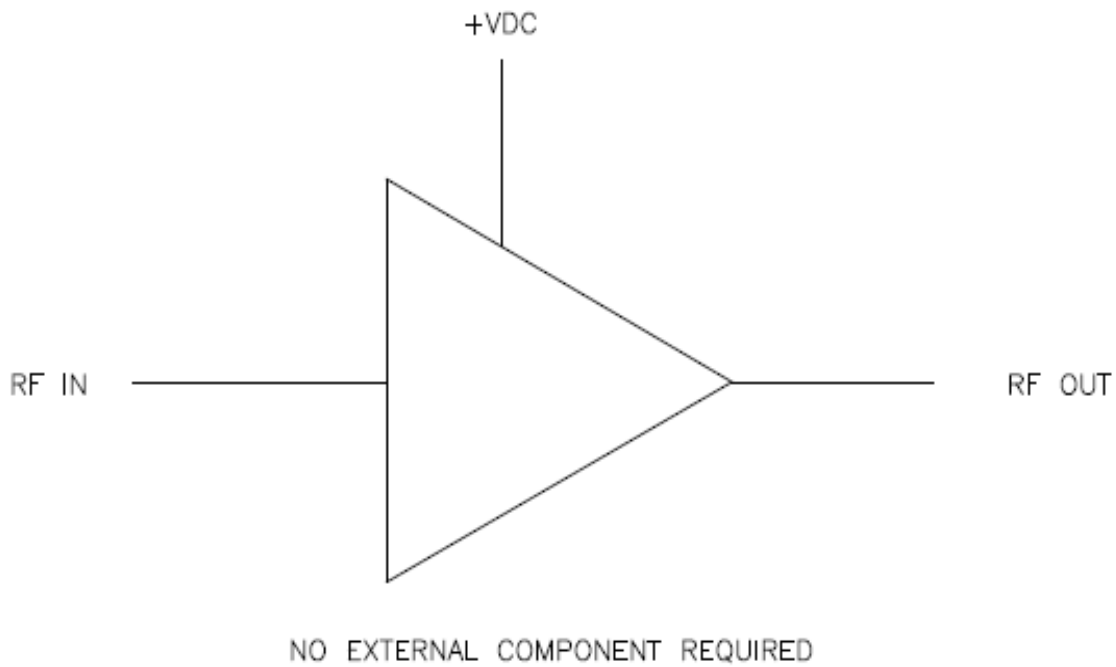
Noise Figure

100 Mhz	3.0 dB
1000 Mhz	3.6 dB
2000 Mhz	4.5 dB
3000 Mhz	5.2 dB

Outline Drawing



FUNCTIONAL BLOCK DIAGRAM



3009 Old State Road, Telford, PA 18969

Web: www.amplifiersolutions.com
Email: sales@amplifiersolutions.com

Tel: 215-799-2561
Fax: 215-799-2563