


RF Amplifier

- * Operating Frequency : 470 - 870 MHz.
- * Gain : 45 dB.
- * Output Power : 20 W
- * No external components required



ELECTRICAL SPECIFICATION @ VDD= +28 VDC; Temp. = 25°C, 50Ω System

Parameter	Symbol	Min	Typ	Max	Unit
Operating Frequency	BW	470		870	MHz.
Gain	G	42	45		dB.
Gain Flatness	ΔG		± 1.5	± 2.0	dB.
Noise Figure	N.F.		5	7	dB.
Output Power	Psat	42.5	43.5		dBm.
VSWR In	VSWR1		2.0:1	2.5:1	Ratio
Operating Voltage	Vdc		28		Volt
Operating Current Idq	Idq		3000		mA.

MECHANICAL SPECIFICATION

Parameter	Description	Limits	Units
RF connector	SMA-F		
DC Pins	Feedthru		
Cooling	None		
Monitor Connector	None		

PROTECTION

Parameter	Max	Units
RF Input Power	3	dBm.
Reverse Polarity Protection	N/A	
Load VSWR	Infinite up to 1W	
Stability	100% Tested	

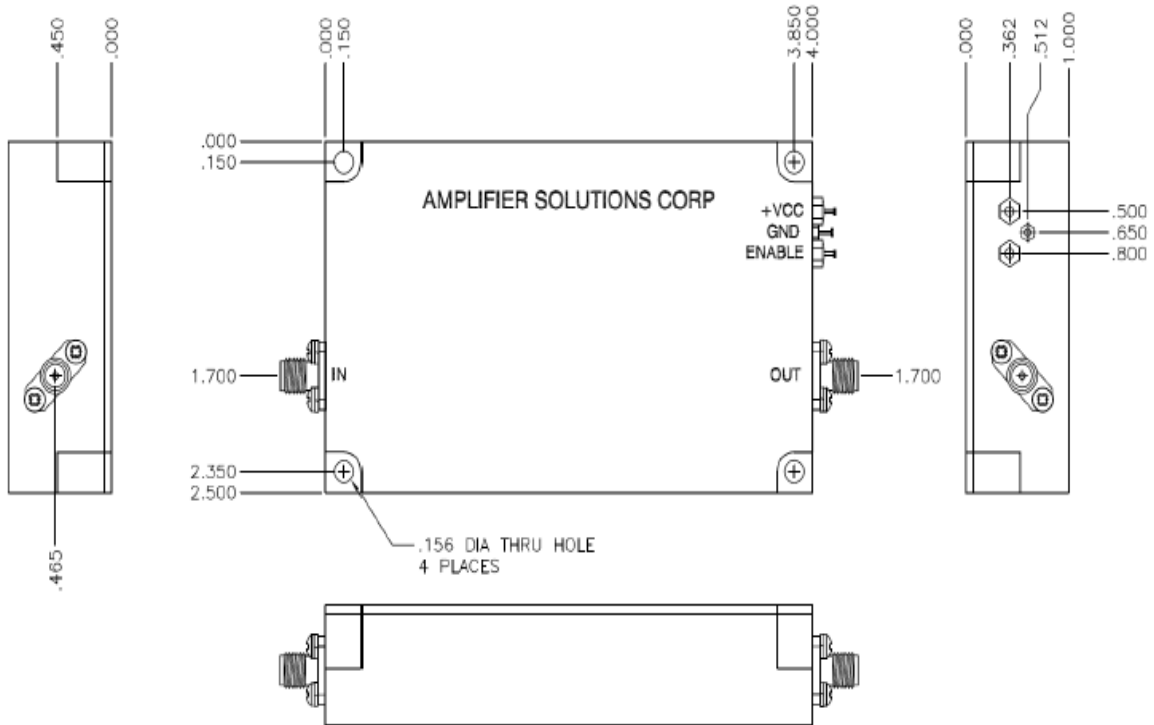
ENVIRONMENTAL CHARACTERISTICS

Parameter	Symbol	Min.	Typ.	Max.	Units
Operating Case Temperature	Tc	0°C		50°C	°C
Storage Temperature	Tstg	- 55°C		120°C	°C

3009 Old State Road, Telford, PA 18969

Web: www.amplifiersolutions.com
 Email: sales@amplifiersolutions.com

Tel: 215-799-2561
 Fax: 215-799-2563

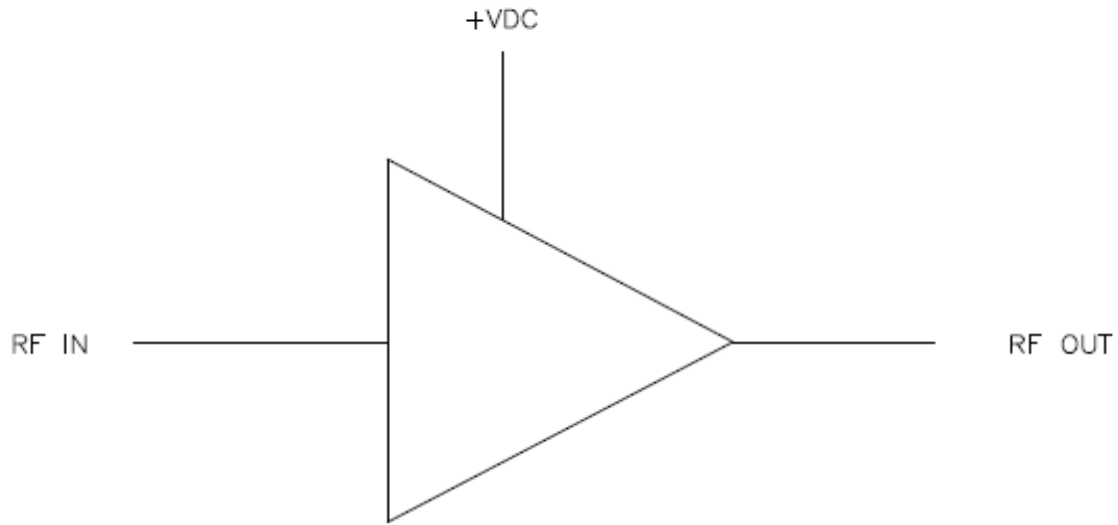


3009 Old State Road, Telford, PA 18969

Web: www.amplifiersolutions.com
 Email: sales@amplifiersolutions.com

Tel: 215-799-2561
 Fax: 215-799-2563

FUNCTIONAL BLOCK DIAGRAM



NO EXTERNAL COMPONENT REQUIRED

3009 Old State Road, Telford, PA 18969

Web: www.amplifiersolutions.com
Email: sales@amplifiersolutions.com

Tel: 215-799-2561
Fax: 215-799-2563