


## Wide Band RF Amplifier

- \* Operating Frequency : 2.5-6 GHz.
- \* Saturated Power : 25W Psat Typical
- \* Gain : 38 dB.
- \* Single, Regulated +28V Supply
- \* Enable/Disable Switch
- \* No external components required



Description: Ultra wideband operation, Fiber Drivers, Test Instrumentation, All Purpose Power Amp

### ELECTRICAL SPECIFICATION @ VDD= +28 VDC, Temp. = 25°C, 50Ω System

Parameter	Symbol	Min	Typ	Max	Unit
Operating Frequency	BW	2.5		6	GHz.
Gain	G	33	38	45	dB.
Gain Flatness	$\Delta G$		$\pm 2.5$	$\pm 3.0$	dB.
Noise Figure	NF		5	7	dB.
Power Added Efficiency	PAE		30		%
Power Output	Psat	43	44		dBm.
Return Loss In / Out	S11/S22	5	10		dB.
Operating Voltage <sup>1</sup>	Vdc		28		Volts
Operating Current	Idq		1500	2300	mA.

### MECHANICAL SPECIFICATION

Parameter	Description	Limits	Units
Dimension	4.0 x 2.5 x 1.0		inches
RF Connectors IN/OUT	SMA-F		
DC Connector	Filtered DC		
Enable Pin	YES	0V/5V Max	
Heat Sink	YES		

### PROTECTIONS

Parameter	Limits	Units
RF Input Power	10	dBm.
Reverse Polarity Protection		
Load VSWR	5:01	RATIO
Stability	Unconditional	

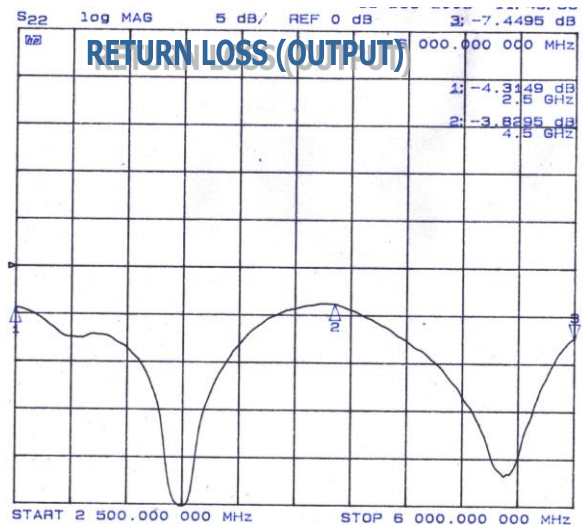
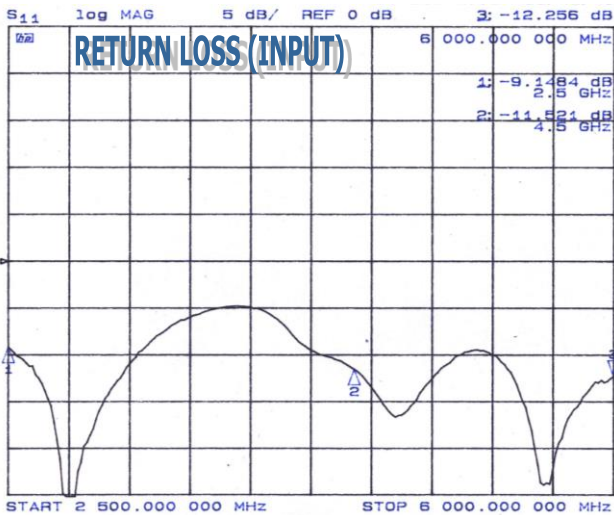
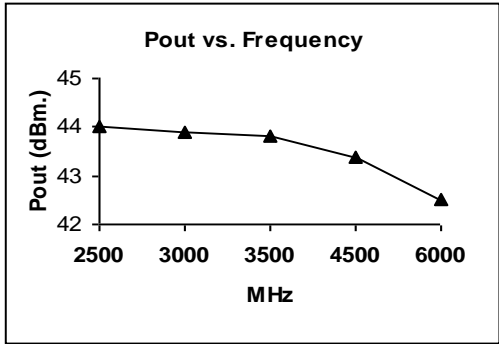
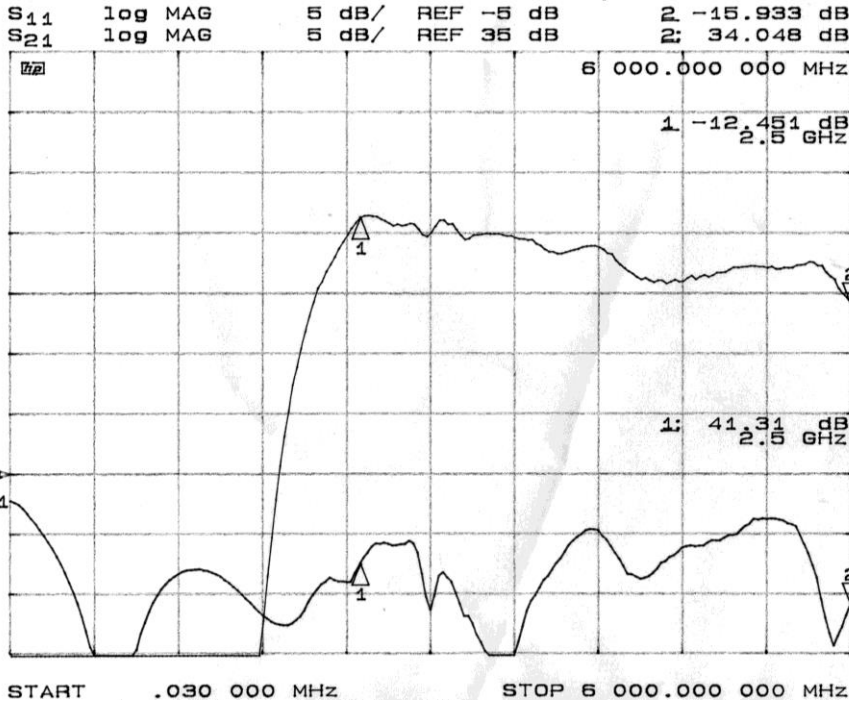
### ENVIROMENTAL CHARACTERISTICS

Parameter	Symbol	Min.	Typ.	Max	Units
Operating Case Temperature	Tc	0		75	°C
Storage Temperature	Tstg	-55		150°C	°C

3009 Old State Road, Telford, PA 18969

Web: [www.amplifiersolutions.com](http://www.amplifiersolutions.com)  
 Email: [sales@amplifiersolutions.com](mailto:sales@amplifiersolutions.com)

Tel: 215-799-2561  
 Fax: 215-799-2563

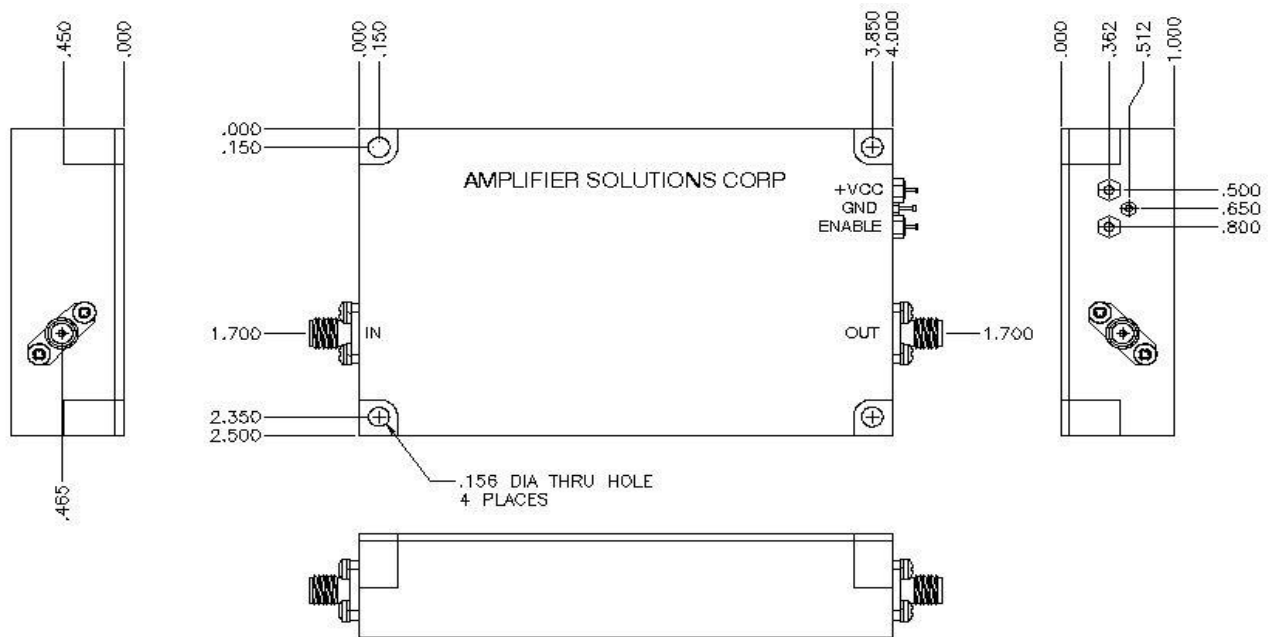


3009 Old State Road, Telford, PA 18969

Web: [www.amplifiersolutions.com](http://www.amplifiersolutions.com)  
 Email: [sales@amplifiersolutions.com](mailto:sales@amplifiersolutions.com)

Tel: 215-799-2561  
 Fax: 215-799-2563

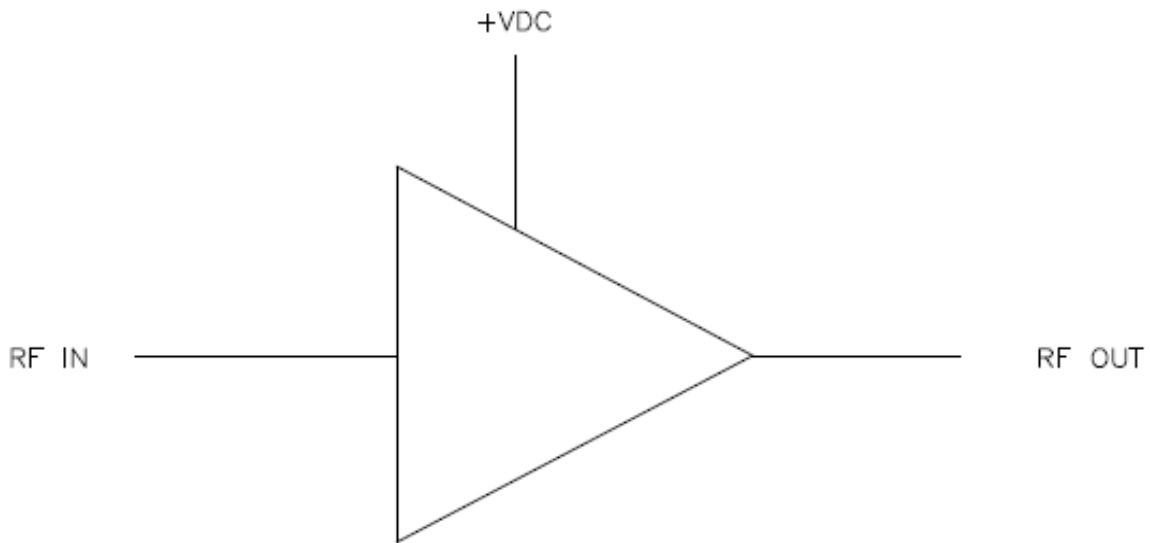
**Outline**



**Note: TTL On/OFF Procedure**

**ENABLE PIN**  
 0V.....ON  
 5V .....OFF

**FUNCTIONAL BLOCK DIAGRAM**



NO EXTERNAL COMPONENT REQUIRED