

Wide Band RF Amplifier

- * Operating Frequency : 2.5-6 GHz.
- * Saturated Power : 25W Psat Typical
- * Gain : 24 dB.
- * Operation Up to 28 Volts ¹
- * No external components required



Description: Ultra wideband operation, Fiber Drivers, Test Instrumentation, All Purpose Power Amp

ELECTRICAL SPECIFICATION @ VDD= +28 VDC, -5VDC; Temp. = 25°C, 50Ω System

Parameter	Symbol	Min	Typ	Max	Unit
Operating Frequency	BW	2.5		6	GHz.
Gain	G	22	24	28	dB.
Gain Flatness	Δ G		±3.0	±3.5	dB.
Power Added Efficiency	PAE		30		%
Power Output	Psat	43	44		dBm.
Output 3rd Order Intercept Point	OIP3	53	54		dBm.
2nd Harmonic	HIP2	54	56		dBm.
Return Loss in/out	S11/S22	5	10		dB.
Operating Voltage ¹	Vdc		+28, -5V		Volt
Operating Current	Idq		1200	1700	mA.

Note 1: Also Available In A Single +30V Supply

MECHANICAL SPECIFICATION

Parameter	Description	Limits	Units
Dimension	2x1x0.50		inches
RF Connectors IN/OUT	SMA-F		
DC Connector	Filtered DC		

PROTECTIONS

	Max	
RF Input Power	10	dBm.
Reverse Polarity Protection		
Load VSWR	5:01	RATIO
Stability	Unconditional	

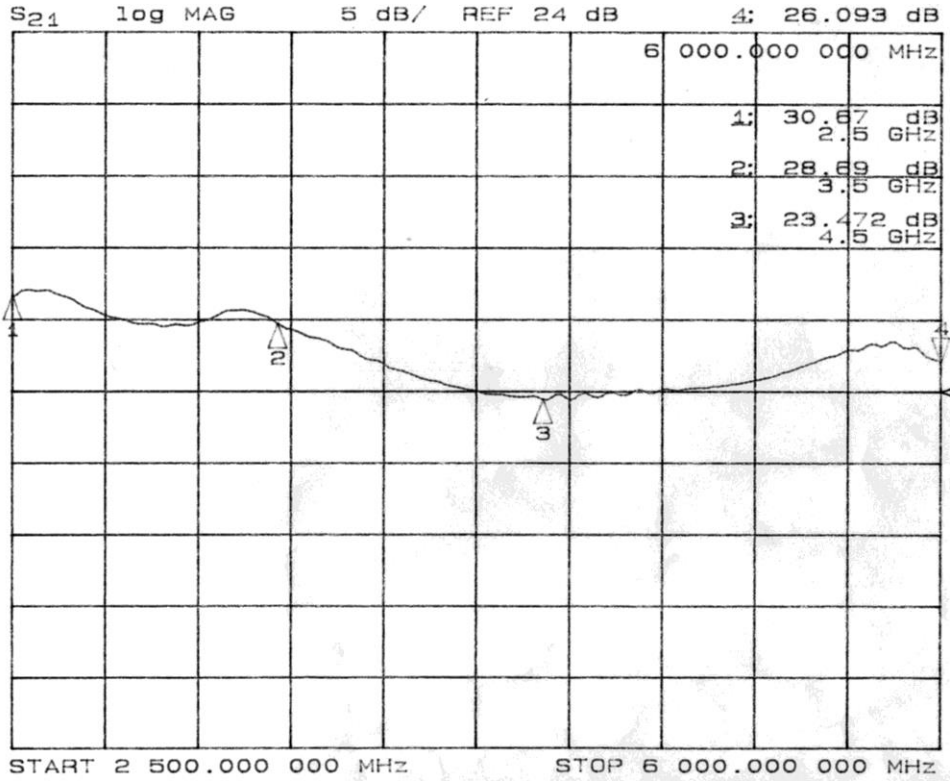
ENVIROMENTAL CHARACTERISTICS

Parameter	Symbol	Min.	Typ.	Max	Units
Operating Case Temperature	Tc	0		75	°C
Storage Temperature	Tstg	-55		150°C	°C

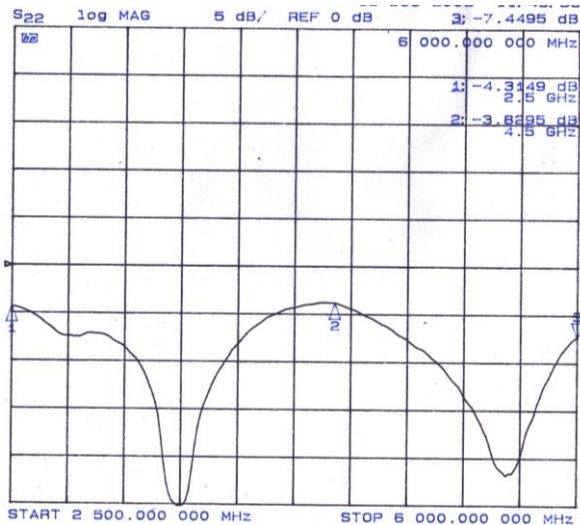
3009 Old State Road, Telford, PA 18969

Web: www.amplifiersolutions.com
 Email: sales@amplifiersolutions.com

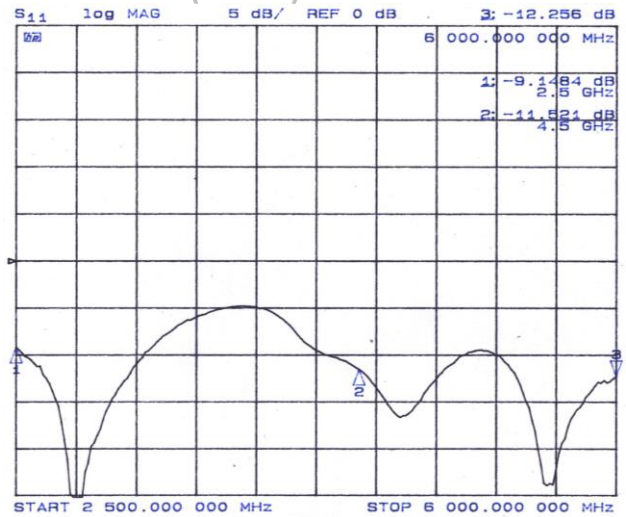
Tel: 215-799-2561
 Fax: 215-799-2563



RETURN LOSS (INPUT)



RETURN LOSS (OUTPUT)

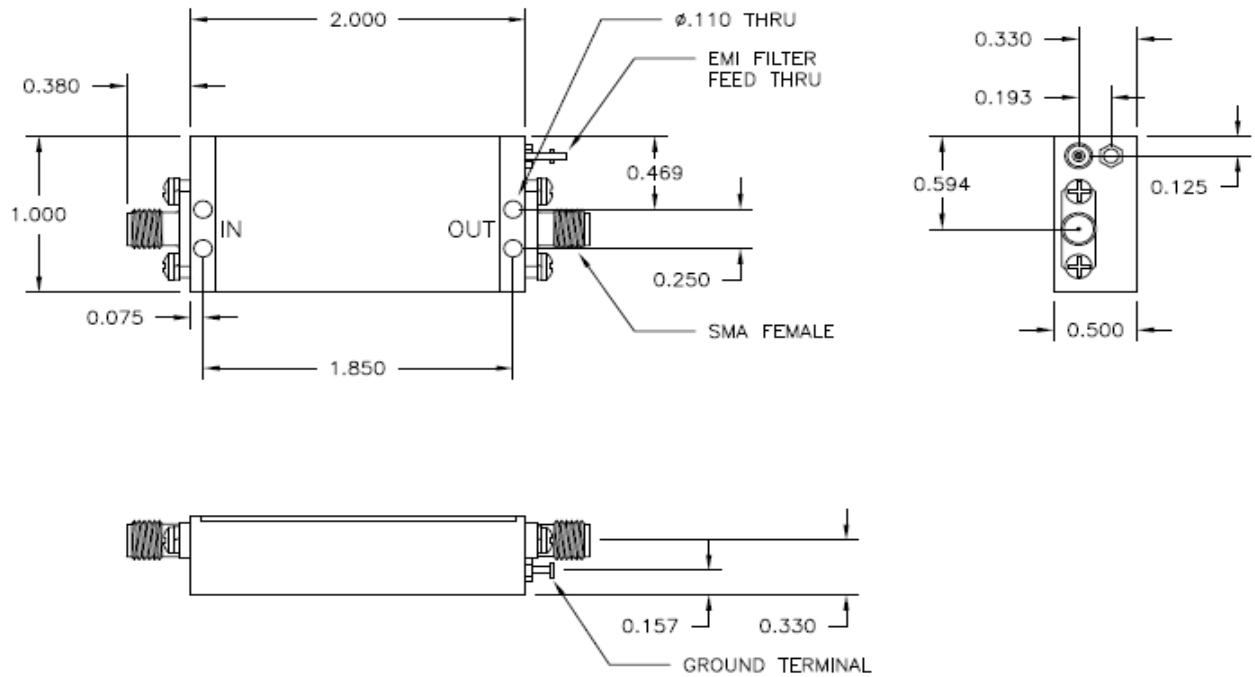


3009 Old State Road, Telford, PA 18969

Web: www.amplifiersolutions.com
 Email: sales@amplifiersolutions.com

Tel: 215-799-2561
 Fax: 215-799-2563

OUTLINE

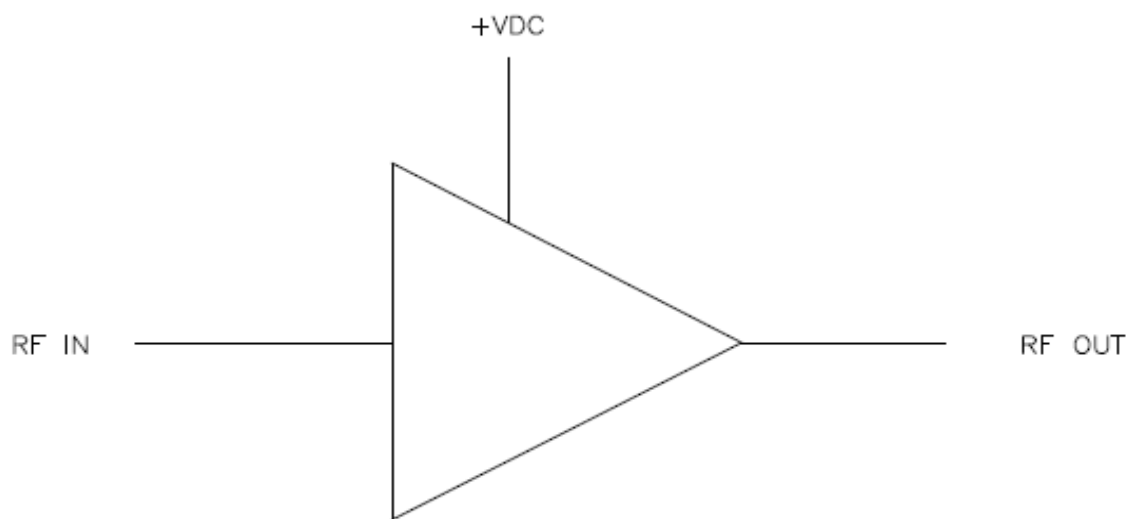


3009 Old State Road, Telford, PA 18969

Web: www.amplifiersolutions.com
Email: sales@amplifiersolutions.com

Tel: 215-799-2561
Fax: 215-799-2563

FUNCTIONAL BLOCK DIAGRAM



NO EXTERNAL COMPONENT REQUIRED