

Wide Band RF Amplifier

- * Operating Frequency : 500-3000 MHz.
- * Saturated Power : 10 W Psat Typical
- * Gain : 10 dB.
- * Operation Up to 28 Volts ¹
- * No external components required



Description: Ultra wideband operation, Fiber Drivers, Test Instrumentation, All Purpose Power Amp

ELECTRICAL SPECIFICATION @ VDD= +28 VDC, -5VDC; Temp. = 25°C, 50Ω System

Parameter	Symbol	Min	Typ	Max	Unit
Operating Frequency	BW	500		3000	MHz.
Gain	G	10	11		dB.
Gain Flatness	Δ G		±0.5	±1.0	dB.
Power Added Efficiency	PAE		33		%
Power Output	Psat	39	40		dBm.
Return Loss in/out	S11/S22	2.2:1	1.8:1		dB.
Noise Figure	NF		5		dB.
Operating Voltage ¹	Vdc		+28, -5		Volts
Quiescent Current	Idq		100		mA.

Note 1: Also Available In A Single +30V Supply

MECHANICAL SPECIFICATION

Parameter	Description	Limits	Units
Dimension	2x1x0.50		inches
RF Connectors IN/OUT	SMA-F		
DC Connector	Filtered DC		

PROTECTIONS

	Max	
RF Input Power	30	dBm.
Reverse Polarity Protection		
Load VSWR	5:01	RATIO
Stability	Unconditional	

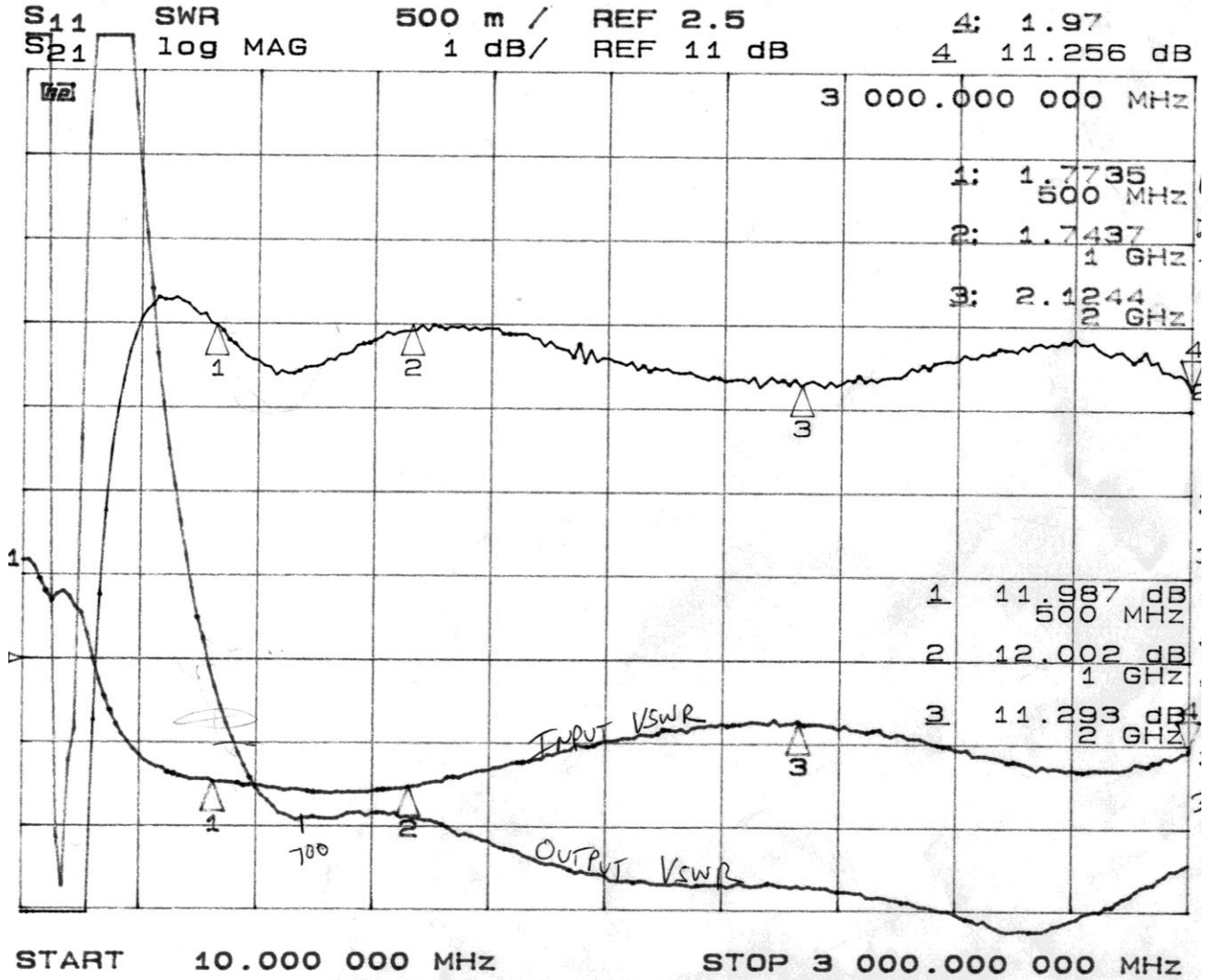
ENVIROMENTAL CHARACTERISTICS

Parameter	Symbol	Min.	Typ.	Max	Units
Operating Case Temperature	Tc	0		75	°C
Storage Temperature	Tstg	-55		150°C	°C

3009 Old State Road, Telford, PA 18969

Web: www.amplifiersolutions.com
 Email: sales@amplifiersolutions.com

Tel: 215-799-2561
 Fax: 215-799-2563

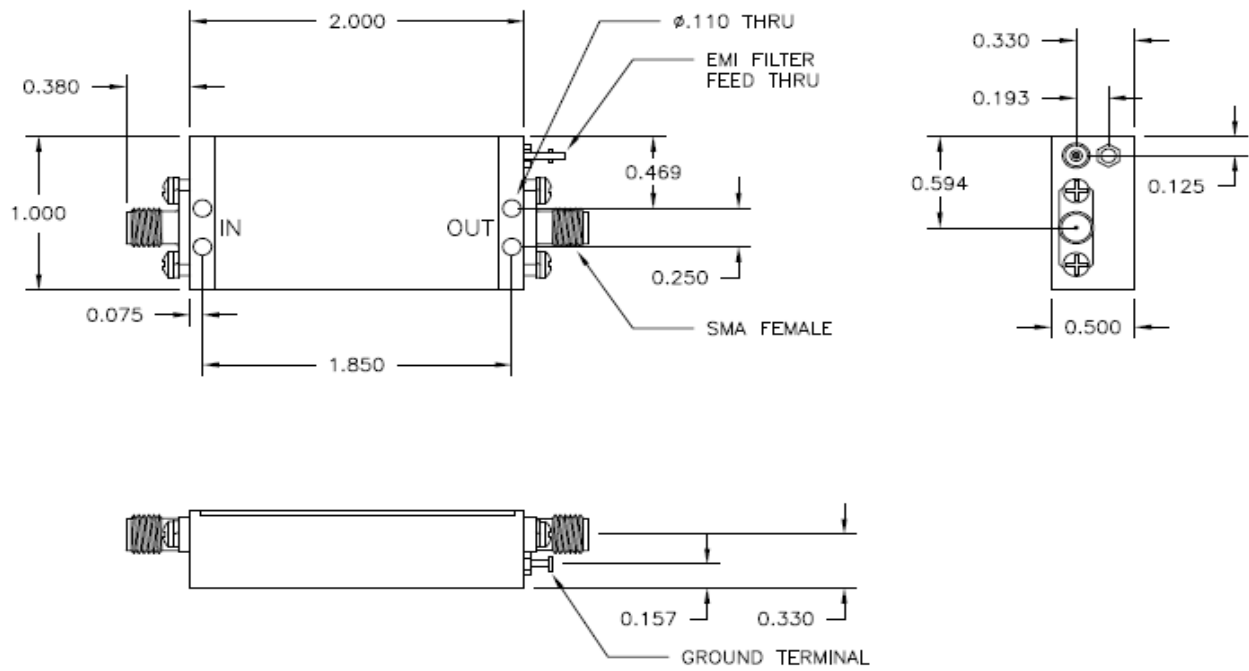


3009 Old State Road, Telford, PA 18969

Web: www.amplifiersolutions.com
 Email: sales@amplifiersolutions.com

Tel: 215-799-2561
 Fax: 215-799-2563

OUTLINE

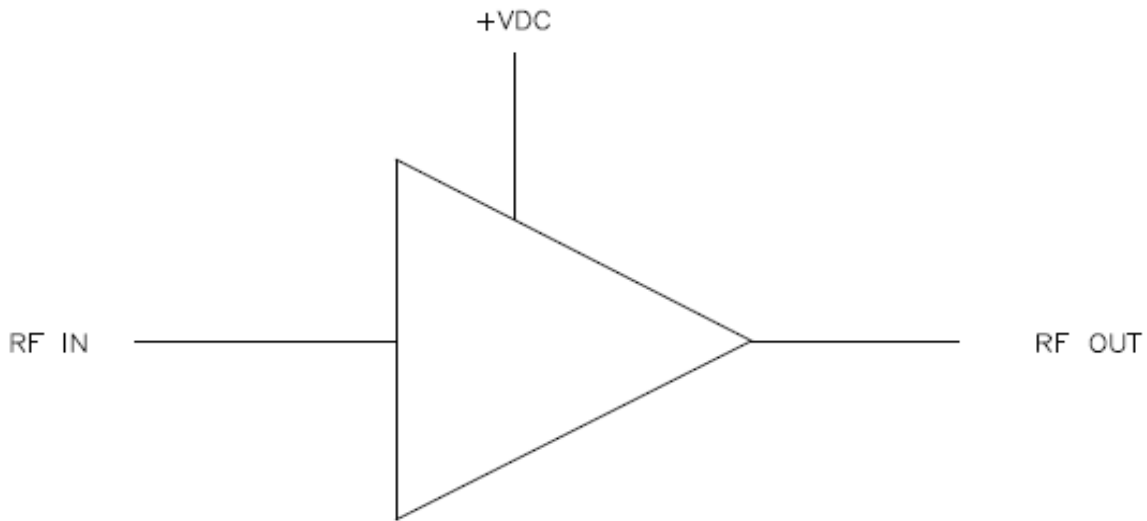


3009 Old State Road, Telford, PA 18969

Web: www.amplifiersolutions.com
 Email: sales@amplifiersolutions.com

Tel: 215-799-2561
 Fax: 215-799-2563

FUNCTIONAL BLOCK DIAGRAM



NO EXTERNAL COMPONENT REQUIRED

3009 Old State Road, Telford, PA 18969

Web: www.amplifiersolutions.com
Email: sales@amplifiersolutions.com

Tel: 215-799-2561
Fax: 215-799-2563